



JungleNastix Products Price List

Below are samples of suggested structural possibilities. They are however not limited to below designs, and can be customised on request.

Option 1



Area: 3.6m x 3.6m

- 1.2m Tower with Cap
- Walkup Ramp with monkey rope
- Fiber Glass Slide
- 1.8m Step Ladder

Unit 1 = R4555-00

The diagram for Option 1 shows a square playground unit with a blue roof. It features a central wooden tower with a blue cap, a blue fiber glass slide on the left, and a wooden walkup ramp with a monkey rope on the right. A 1.8m step ladder is attached to the base of the tower.

Option 2



Area: 6.2m x 4m

- 1.8m Tower with Cap
- Walkup Ramp with monkey rope
- Commando Net Kit
- Climbing Wall
- 1.8m Step Ladder
- Single Add-on Swing

Unit 2 = R5795-00

The diagram for Option 2 shows a rectangular playground unit with a blue roof. It includes a central wooden tower with a blue cap, a wooden walkup ramp with a monkey rope, a climbing wall, a commando net kit, and a 1.8m step ladder. A single add-on swing is attached to the left side of the unit.

Option 3



Area: 3.6m x 7.2m

- 1.8m Tower with Cap
- Double Add-on Swing
- 1.8m Step Ladder
- Fiber Glass Slide
- Monkey Climb

Unit 3 = R6435-00

Option 4



Area: 3.6m x 3.6m

- 1.2m Tower with Cap
- Fiber Glass Slide
- Monkey Climb
- Walkup Ramp with Monkey Rope
- Monkey Tyre Ramp
- Rope Ladder
- Sand Box 1.2m

Unit 4 = R6200-00

Option 5



Area: 6.0m x 3.6m

- 1.2m Tower with Cap
- Single Add-on Swing
- Monkey Climb
- Walkup Ramp with Monkey Rope

Unit 5 = R3985-00

Option 6



Area: 3.6m x 6.0m

- 1.8m Tower with Cap
- Fiber Glass Slide
- Monkey Climb
- Single Add-on Swing
- Monkey Tyre Ramp
- Extra Floor 1.8m

Unit 6 = R6900-00

Option 7



Area: 7.4m x 6.0m

- 1.8m Tower with Cap
- 1.2m Tower with Cap
- Fiber Glass Slide
- 2.4m Chain Bridge Kit
- 2x Walkup Ramps with Monkey Ropes
- Monkey Tyre Ramp
- Climbing Wall
- Sand Box 1.2m

Unit 7 = R10640-00

Option 8



Area: 3.6m x 5.6m

- 1.2m Tower with Cap
- Rope Ladder
- Fiber Glass Slide
- 1.8m Step Ladder
- Monkey Tyre Ramp
- Walkup Ramp with Monkey Rope

Unit 8 = R5225-00

Option 9



Area: 7.8m x 4.0m

- 1.8m Tower with Cap
- 1.2m Tower with Cap
- Single Add-on Swing
- Fiber Glass Slide
- 1.8m Step Ladder
- 2.4m Chain bridge Kit
- Walkup Ramp with Monkey Rope
- Tyre Climb

Unit 9 = R9400-00

Option 10



Area: 4.8m x 3.4m

- 2x1.2m Tower with Cap
- Walkup Ramp with monkey Rope
- Climbing Wall
- Commando Net Kit
- Solid Bridge 2.4m

Unit 10 = R6500-00

Option 11



Area: 6.0m x 8.4m

- 2.1m Tower with Cap
- 1.8m Tower with Cap
- 1.2m Tower with Cap
- 2.4m Chain Bridge
- 2.4m Solid Walkway
- Walkup Ramp with Monkey Rope
- Fireman's Pole Kit
- Single Add-on Swing
- Commando Net Kit
- Fiber Glass Slide
- Tyre Climb

Unit 11 = R14820-00

Option 12



Area: 6.6m x 10.0m

- 2.1m Tower with Cap
- 1.8m Tower with Cap
- 2x1.2m Tower with Cap
- Tyre Climb
- 2x2.4m Chain Bridges
- 2.4m Solid Walkway
- Walkup Ramp with Monkey Rope
- 2x1.6m Step Ladders
- Fiber Glass Slide
- Monkey Climb
- Extra Floor 2.1m
- Sand Box 1.8m
- Rope Ladder

Unit 12 = R18560-00

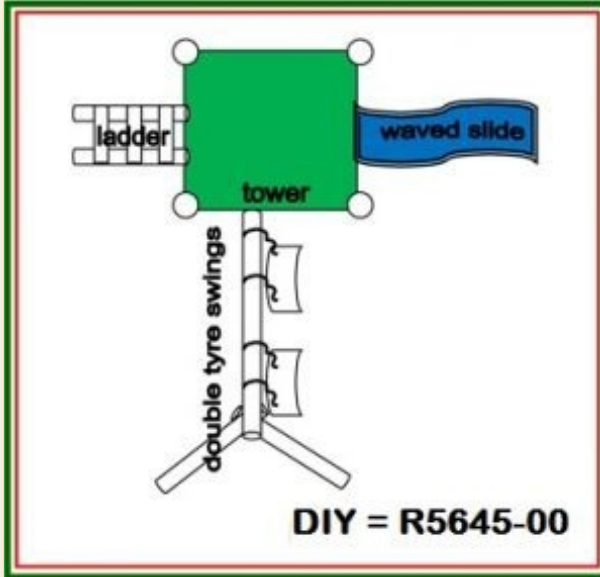
These suggestions do not include installation or delivery, this will be calculated based on the distance travelled.

Installation Prices

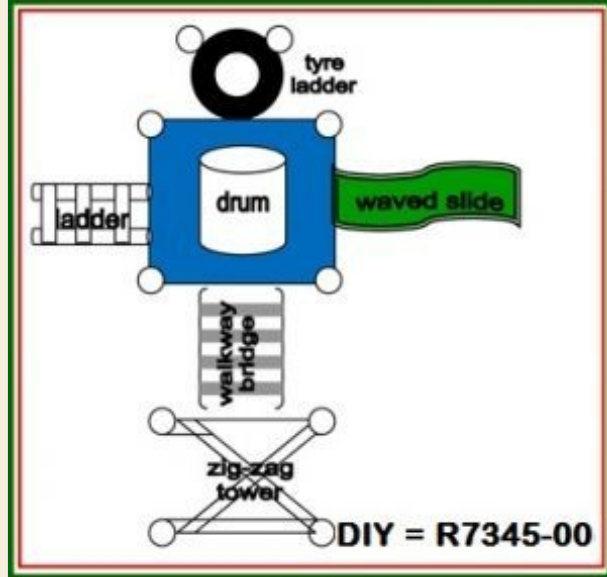
OPTION 1 R950.00
OPTION 2 R1000.00
OPTION 3 R1200.00
OPTION 4 R1500.00
OPTION 5 R1200.00
OPTION 6 R1500.00

OPTION 7 R2000.00
OPTION 8 R1800.00
OPTION 9 R2000.00
OPTION 10 R1800.00
OPTION 11 R2250.00
OPTION 12 R2500.00

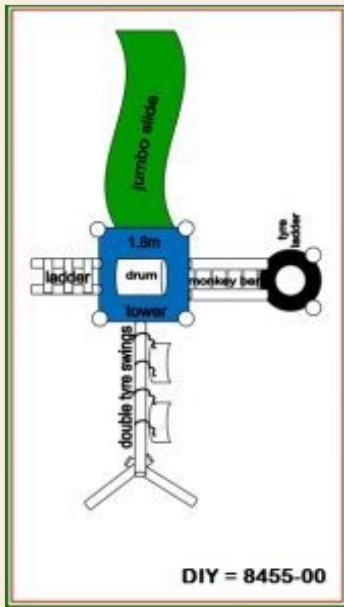
Unit A



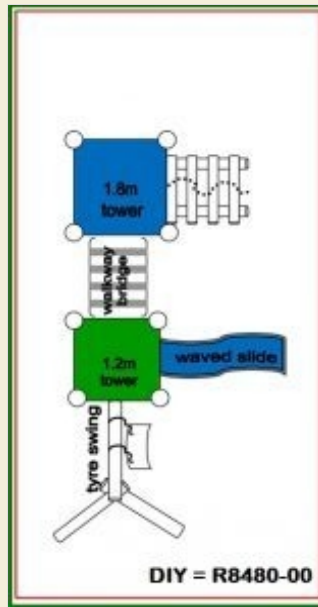
Unit B



Unit C

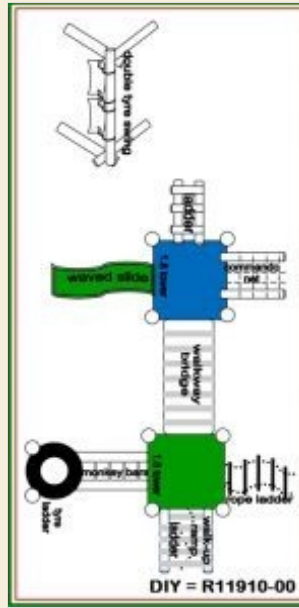
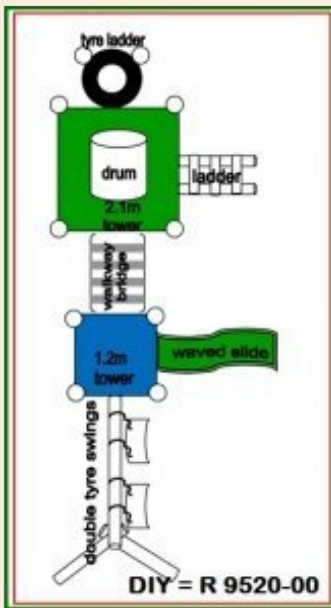


Unit D

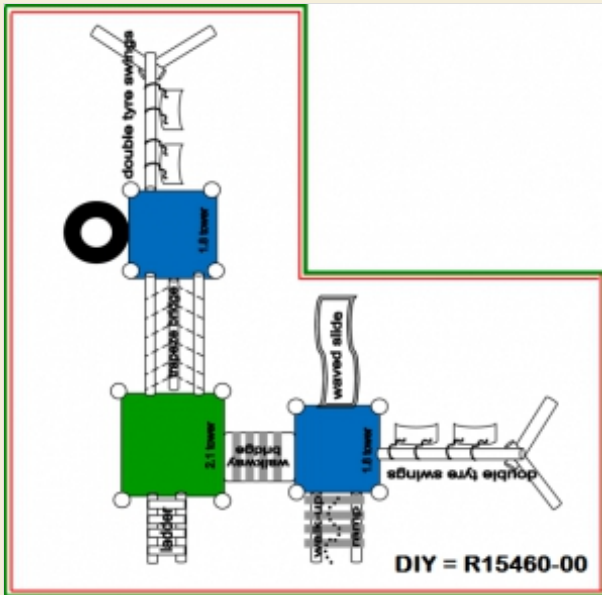


Unit E

Unit F



Unit G



Installation Prices

- UNIT A R950.00
- UNIT B R1200.00
- UNIT C R1200.00
- UNIT D R1600.00
- UNIT E R1800.00
- UNIT F R1800.00
- UNIT G R2000.00

Jungle Gym D.I.Y Option & Price List

Installation and delivery will be quoted on additionally once you have made a selection.

TOWERS (Platforms incl. Fiber-glass roof in colour of choice)	PRICE
LARGE (2.1 x 2.1)	R 3630
MEDIUM (1.8 x 1.8)	R 2785
SMALL (1.2 x 1.2)	R 1815
ZIG-ZAG POLE TOWER	R 790
WALKWAY/BRIDGE (Between two towers/platforms)	
WALKWAY (fixed onto poles – 2.4 x 1.0)	R 790
CHAIN BRIDGE (hanging onto chain – 2.4)	R 1090
TRAPEZE BRIDGE (net fixed onto 3 x 2.4 poles)	R 485
SWING (Hanging from add-on pole structure)	
TYRE SWING x 1	R 545
TYRE SWING x 2	R 910
+ 1 SWING – ADD	R 165
RAMP (45 degrees – planted poles with decking)	
WALK-UP RAMP (to walk up to platform incl. monkey rope)	R 790
COMMANDO NET (Nylon rope rectangular net)	
COMMANDO NET (1.2 x 2.4 net hung at 45 degrees)	R 640
SLIDE (Fiber-glass slide mounted from platform/tower)	
WAVED/STRAIGHT – (3m diagonal length/1.5 from ground)	R 1595
WAVED/STRAIGHT WIDER (as above, but 50mm wider)	R 1705
JUMBO CURVED/STRAIGHT – (5m diagonal length/2.1 from ground)	R 2860
FIREMAN'S POLE	
ALUMINIUM SLIDING POLE – (attached to structure from tower)	R605
DRUM	
DRUM – (attached with chain to bottom of tower platform)	R 605
LADDER (to be fastened onto tower platform)	

STEP LADDER (standing diagonally – 2.4)	R 245
TYRE LADDER	R 425
MONKEY BARS	
ALUMINIUM HANGING BARS (between two poles 1.8)	R 425